

Profil LED / Profile LED

Z

Karta produktu

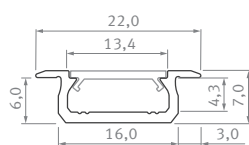
Data sheet

PL

Profil wpuszczany – do oświetlenia pomieszczeń kuchennych, sklepowych – oświetlenie półek, blatów.

EN

Groove mounted profile – for lighting kitchens and stores – lighting for shelves, countertops.



Z

Sposoby montażu /
Assembly methods








Obejrzyj wideo /
Watch video



Z








Profil LED / Profile LED

Wymiary [mm] / Dimensions (mm): 1000, 2020, 3000

	BIAŁY (lakierowany) white (lacquered)	CZARNY (anodowany) black (anodized)	INOX (anodowany) inox (anodized)	SREBRNY (anodowany) silver (anodized)	SUROWY raw
Kolory profili Profile colors					
1,0 m	10-0101-10	10-0102-10	10-0103-10	10-0104-10	10-0100-10
2,02 m	10-0101-20	10-0102-20	10-0103-20	10-0104-20	10-0100-20
3,0 m	10-0101-30	10-0102-30	10-0103-30	10-0104-30	10-0100-30
Szerokość taśmy LED (mm) LED strip width (mm)	do 12 up to 12				

Klosze (PVC/PMMA/PC) / Covers

Wymiary [mm] / Dimensions (mm): 1000, 2020, 3000

TRANSPARENTNY transparent	MROŻONY frozen	MLECZNY milky	FROSTED MLECZNY milky frosted	CZARNY PMMA black PMMA	LENS 15 lens 15	LENS 30 lens 30
BASIC						
						
1 m/PMMA 11-2350-10	1 m/PMMA 11-2302-10	1 m/PMMA 11-2251-10	1 m/PMMA 11-2406-10	1 m/PMMA 11-2017-10	1 m/PMMA 11-2060-10	1 m/PMMA 11-2080-10
1 m/PC 11-3013-10	1 m/PC 11-3012-10	1 m/PC 11-3011-10				

Zaślepki (aluminium i tworzywo sztuczne) / End caps (aluminum and plastic)

Z OTWOREM with a hole			
BIAŁY white	CZARNY black	INOX inox	SREBRNY / SZARY silver / gray
BASIC			
			
	ALU 12-0102-10		ALU 12-0105-10
	ABS 12-0102-00	ABS 12-0103-00	ABS lacq. 12-0000-50 ABS 12-0104-00
ABS 12-0101-00			

Maksymalna rozpraszana moc źródeł światła LED

Maximum dissipated power of LED light sources

dla temperatury profilu for temperature profile 55° C	dla temperatury profilu for temperature profile 65° C
15,8 W	21 W